



# CHURCH CENTER

## getting started

QUICK GUIDE FOR APP USE

1



Search for **CHURCH CENTER** in your app store or use the QR Codes



2

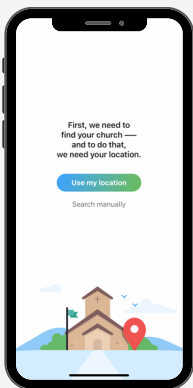
### START YOUR SET UP

Open the CHURCH CENTER APP and Click *Get Started*



3

Search by your location or search manually by typing **NEW HOPE CHURCH ADEL**



4

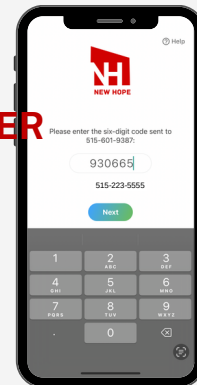
Click on the New Hope Logo, and click **This is my church**



5

### ENTER YOUR PHONE NUMBER OR EMAIL

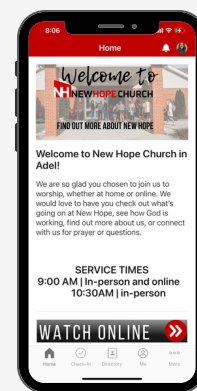
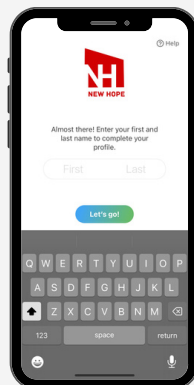
Church Center will send a confirmation code via text message or email.




6

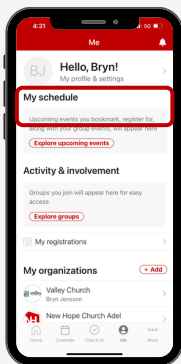
### START USING THE CHURCH CENTER APP

Explore the New Hope Church Center App. Send a prayer request, look at our calendar, or register for a class.



7

Click on  to add a photo, edit your profile, and members of your household



Need Help?

Email [HELP@NEWHOPEADEL.ORG](mailto:HELP@NEWHOPEADEL.ORG)

Log-in on your desktop

[NEWHOPEADEL.CHURCHCENTER.COM](http://NEWHOPEADEL.CHURCHCENTER.COM)